

© International Baccalaureate Organization 2022

All rights reserved. No part of this product may be reproduced in any form or by any electronic or mechanical means, including information storage and retrieval systems, without the prior written permission from the IB. Additionally, the license tied with this product prohibits use of any selected files or extracts from this product. Use by third parties, including but not limited to publishers, private teachers, tutoring or study services, preparatory schools, vendors operating curriculum mapping services or teacher resource digital platforms and app developers, whether fee-covered or not, is prohibited and is a criminal offense.

More information on how to request written permission in the form of a license can be obtained from <https://ibo.org/become-an-ib-school/ib-publishing/licensing/applying-for-a-license/>.

© Organisation du Baccalauréat International 2022

Tous droits réservés. Aucune partie de ce produit ne peut être reproduite sous quelque forme ni par quelque moyen que ce soit, électronique ou mécanique, y compris des systèmes de stockage et de récupération d'informations, sans l'autorisation écrite préalable de l'IB. De plus, la licence associée à ce produit interdit toute utilisation de tout fichier ou extrait sélectionné dans ce produit. L'utilisation par des tiers, y compris, sans toutefois s'y limiter, des éditeurs, des professeurs particuliers, des services de tutorat ou d'aide aux études, des établissements de préparation à l'enseignement supérieur, des fournisseurs de services de planification des programmes d'études, des gestionnaires de plateformes pédagogiques en ligne, et des développeurs d'applications, moyennant paiement ou non, est interdite et constitue une infraction pénale.

Pour plus d'informations sur la procédure à suivre pour obtenir une autorisation écrite sous la forme d'une licence, rendez-vous à l'adresse <https://ibo.org/become-an-ib-school/ib-publishing/licensing/applying-for-a-license/>.

© Organización del Bachillerato Internacional, 2022

Todos los derechos reservados. No se podrá reproducir ninguna parte de este producto de ninguna forma ni por ningún medio electrónico o mecánico, incluidos los sistemas de almacenamiento y recuperación de información, sin la previa autorización por escrito del IB. Además, la licencia vinculada a este producto prohíbe el uso de todo archivo o fragmento seleccionado de este producto. El uso por parte de terceros —lo que incluye, a título enunciativo, editoriales, profesores particulares, servicios de apoyo académico o ayuda para el estudio, colegios preparatorios, desarrolladores de aplicaciones y entidades que presten servicios de planificación curricular u ofrezcan recursos para docentes mediante plataformas digitales—, ya sea incluido en tasas o no, está prohibido y constituye un delito.

En este enlace encontrará más información sobre cómo solicitar una autorización por escrito en forma de licencia: <https://ibo.org/become-an-ib-school/ib-publishing/licensing/applying-for-a-license/>.

Sports, exercise and health science
Higher level
Paper 2

Thursday 19 May 2022 (morning)

Candidate session number

2 hours 15 minutes

--	--	--	--	--	--	--	--	--	--

Instructions to candidates

- Write your session number in the boxes above.
- Do not open this examination paper until instructed to do so.
- Section A: answer all questions.
- Section B: answer two questions.
- Answers must be written within the answer boxes provided.
- A calculator is required for this paper.
- The maximum mark for this examination paper is **[90 marks]**.



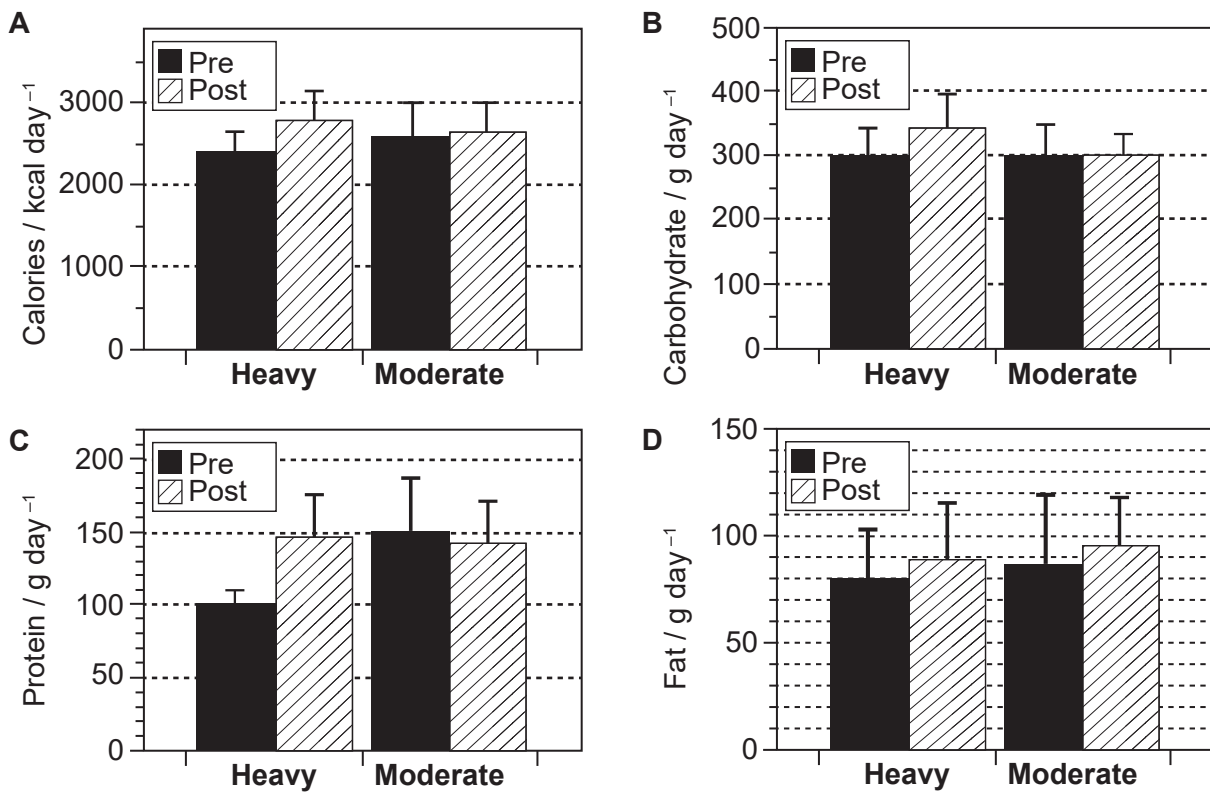
Section A

Answer **all** questions. Answers must be written within the answer boxes provided.

1. A study investigated the impact of heavy and moderate load-resistance training on nutritional intake. Nineteen resistance-trained athletes were randomly assigned to one of two groups:
- **Heavy training load** group: Trained in a loading range of 90–95% of 1 repetition maximum (1RM); 2–4 repetitions per set;
 - **Moderate training load** group: Trained in a loading range of 80–85% of 1RM; 8–12 repetitions per set.

Both groups performed 3 sets of 7 exercises for the major muscle groups of the upper and lower body. Training took place 3 days a week for 8 weeks. The nutritional intake of participants was monitored during the study.

Figure 1: Nutritional intake pre- and post-intervention for the heavy and moderate training load groups, showing mean (\pm SD)



- (a) (i) Identify the training method and nutritional component that indicated the greatest proportional change pre- and post-intervention. [1]

.....

.....

(This question continues on the following page)



(Question 1 continued)

- (ii) Calculate the difference in fat intake pre- and post-testing for the heavy training load group. [2]

.....

.....

.....

.....

- (iii) With reference to **Figure 1**, discuss the effect of heavy and moderate training load on carbohydrate intake. [2]

.....

.....

.....

.....

- (iv) The results in **Figure 1** are inconclusive for fat intake in the moderate training load group. Outline the statistical reasons for this finding. [2]

.....

.....

.....

.....

- (v) Outline **two** reasons for differences in protein intake between the heavy and moderate training load groups. [2]

.....

.....

.....

.....

(This question continues on the following page)



(Question 1 continued)

(b) State the composition of a molecule of triacylglycerol. [1]

.....
.....

(c) (i) Identify **one** fitness component that the study cited in Question 1 is designed to improve. [1]

.....
.....

(ii) Explain the benefits of field fitness tests. [4]

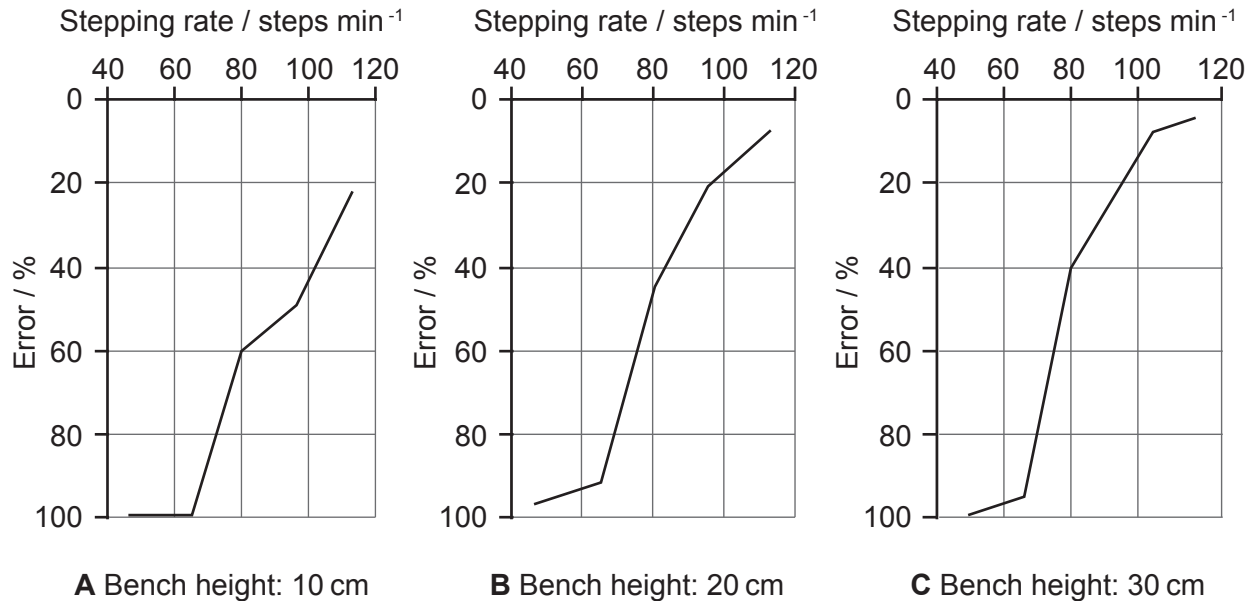
.....
.....
.....
.....
.....
.....
.....
.....



2. A study investigated the accuracy of a pedometer (a device used to record the number of steps) worn by ten participants during a bench-stepping exercise. Participants were also filmed during each exercise to obtain an accurate reading of steps for comparison with the pedometer data.

The participants performed stepping exercises on benches of 10, 20, and 30 cm height at rates of 40, 60, 80, 100, and 120 steps per minute. Error was calculated by comparing the actual steps taken with the pedometer estimates. The results are summarized in **Figure 2**.

Figure 2: Error percentage for stepping rate at each bench height



- (a) Identify the bench height that has the greatest percentage error at 120 steps per minute. [1]

.....
.....

- (b) Calculate the percentage error difference between the 10 cm bench and the 30 cm bench at 80 steps per minute. [2]

.....
.....
.....
.....



3. (a) Define the term *fatigue* in sport. [1]

.....
.....

(b) Explain **two** possible physiological causes of fatigue during a maximal push-ups test. [2]

.....
.....
.....
.....

(c) A chronic adaptation of aerobic training is an increase in hemoglobin. Outline how this adaptation would benefit an athlete running a marathon. [4]

.....
.....
.....
.....
.....
.....
.....
.....



4. (a) Identify the bone type of the scapula.

[1]

.....

.....

(b) The diagram shows a gymnast holding a position called an iron cross.



Discuss the response of systolic and diastolic blood pressure to this static position.

[3]

.....

.....

.....

.....

.....


.....



5. (a) Define the term *centre of mass*. [1]

.....
.....

(b) The diagram shows a gymnast performing a piked somersault.



Explain the manipulation of the moment of inertia during the flight and landing phases. [4]

.....
.....
.....
.....
.....
.....
.....
.....
.....
.....

(This question continues on the following page)



(Question 5 continued)

(c) The diagram shows a speed skater.



Apply the concept of the coefficient of static friction and dynamic friction to the start of a speed-skating sprint.

[2]

.....

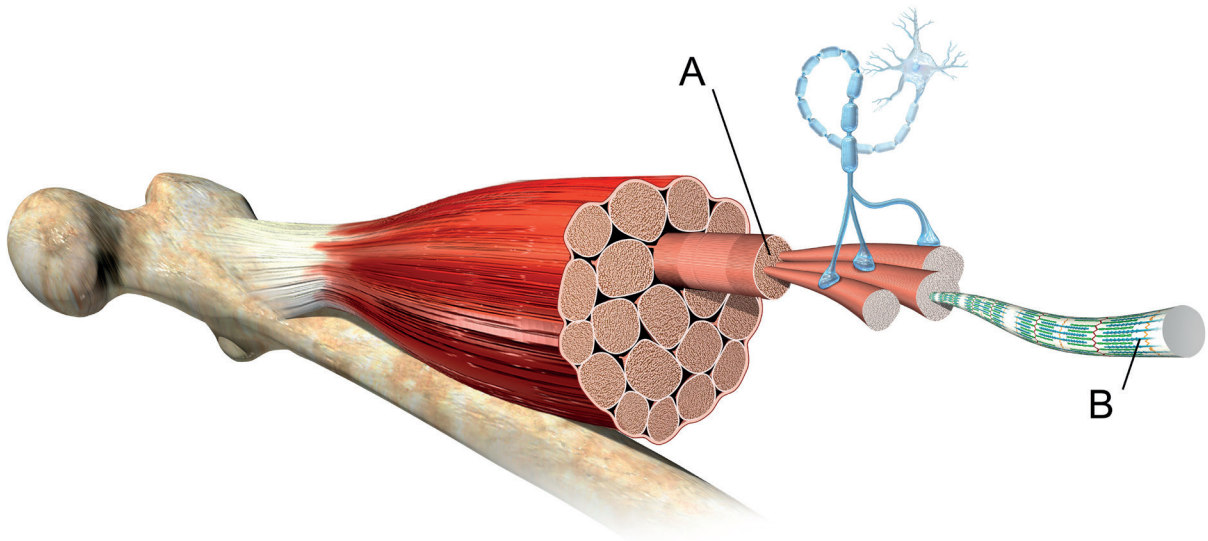
.....

.....

.....



6. (a) The diagram shows skeletal muscle.



Identify the parts labelled A and B.

[2]

A:

B:

(b) Describe the sequence of excitation of the heart muscle.

[3]

.....

.....

.....

.....

.....

.....



7. (a) A beginner participated in a seven-week tennis programme. Each week, they recorded their successful serves out of 50 attempts. Identify the type of learning curve represented by the data. [1]

	Week 1	Week 2	Week 3	Week 4	Week 5	Week 6	Week 7
Successful serves (out of 50)	1	2	4	7	15	30	46

.....

.....

- (b) The diagram shows a field hockey player.



With reference to Newell's constraints-led approach, explain **two** reasons for using a smaller field in junior field hockey. [2]

.....

.....

.....

.....

.....

.....

(This question continues on the following page)



(Question 7 continued)

- (c) Suggest **two** task constraints that could be introduced to encourage motivation in junior field hockey training. [2]

.....

.....

.....

.....

- 8. (a) Identify the main fuel source of energy for the brain. [1]

.....

.....

- (b) Using sporting examples, discuss the contribution of genetic factors to potential success. [3]

.....

.....

.....

.....

.....

.....



Section B

Answer **two** questions. Answers must be written within the answer boxes provided.


- 9. (a) Describe nervous control of ventilation during exercise. [3]
 - (b) Using examples, outline why identical twins share some human characteristics whereas others are very different. [3]
 - (c) Using the characteristics of the three phases of learning, describe the skill development of a child learning to walk. [4]
 - (d) Explain the relationship between the hypothalamus and the pituitary gland, with specific reference to effective bodily functions. [4]
 - (e) Discuss the structure and function of the leg muscle fibres of an elite long jumper and a marathon runner. [6]
10. (a) The diagram shows a shot putter.



- Identify **two** possible benefits of genetic screening in shot put. [2]
- (b) Using sporting examples, distinguish the physiological characteristics of high-intensity and endurance activities. [4]
 - (c) A 1500m runner accelerates at the start of a race until they reach their desired speed. In the final stage, they sprint towards the finish line. After the race, they perform an active recovery. Explain the phenomena of oxygen deficit and oxygen debt (EPOC) during and after the race. [4]
 - (d) Explain why an elite basketballer would be able to process relevant sporting signals more effectively than a novice. [4]
 - (e) Using examples, describe how **three** different types of drag can be reduced in swimming. [6]



- 11. (a) Explain why elite athletes are generally more susceptible to infection than sedentary individuals. [2]
- (b) Explain how a complex feedback loop regulates blood glucose. [3]
- (c) Explain the phenomenon of cardiovascular drift and **one** method of reducing it. [5]
- (d) A table-tennis ball is hit with topspin. Apply the Bernoulli principle to the projectile motion of the ball. [4]
- (e) The diagram shows a tennis player serving.



Explain how a coach would use both the phase analysis model and the performance outcome model to teach the tennis serve. [6]

- 12. (a) Distinguish the characteristics of smooth and cardiac muscle. [2]
- (b) Describe the resynthesis of adenosine triphosphate (ATP) by the lactic acid (anaerobic glycolysis) system. [4]
- (c) Outline how the body responds when an athlete's skin is exposed to injury or infection. [4]
- (d) An attacking football player moves in one direction and immediately changes to the opposite direction. This deceives the defender.
Explain the concept the attacking player is using to evade the defender. [4]
- (e) Explain the function of the diencephalon. [6]



A large rectangular area containing 25 horizontal dotted lines, intended for writing or drawing.



20EP15

Turn over

A large rectangular area containing horizontal dotted lines for writing.



20EP16

A large rectangular area containing horizontal dotted lines for writing.



20EP17

Turn over

A large rectangular area containing 28 horizontal dotted lines for writing.



A large rectangular area containing horizontal dotted lines for writing.



References:

- Figure 1.** Schoenfeld, B. J., Contreras, B., Vigotsky, A. D., and Peterson, M., 2016. Differential effects of heavy versus moderate loads on measures of strength and hypertrophy in resistance-trained men. *Journal of Sports Science and Medicine*, 15, pp. 715–722
- Figure 2.** Ayabe, M., Aoki, J., Ishii, K., Takayama, K., and Tanaka, H., 2008. Pedometer accuracy during stair climbing and bench stepping exercises. *Journal of Sports Science and Medicine*, 7, pp. 249–254.
4. (b) Gwoeii / Shutterstock.
5. (b) www.gymdrills4profs.com.
6. (a) HENNING DALHOFF/SCIENCE PHOTO LIBRARY.

All other texts, graphics and illustrations © International Baccalaureate Organization 2022



20EP20